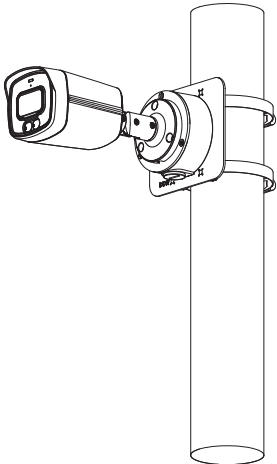
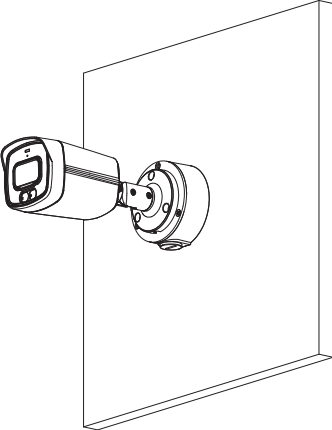
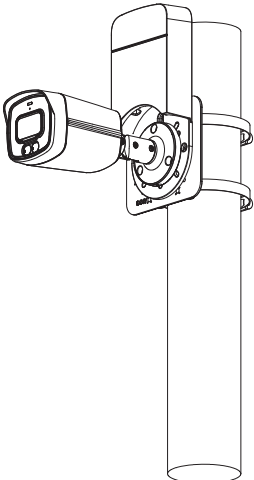
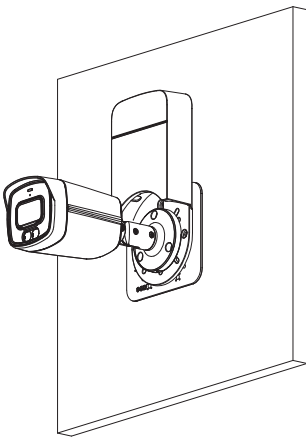


Pole Mount (1)	Wall Mount (1)
PFA134+PFA152-E	PFA134
 <p>A technical line drawing showing a camera mounted on a vertical pole. The camera is connected to a circular mounting bracket that is secured to the pole with two horizontal clamps. The camera is positioned horizontally, pointing to the left.</p>	 <p>A technical line drawing showing a camera mounted on a flat wall. The camera is connected to a circular mounting bracket that is secured to the wall with four screws. The camera is positioned horizontally, pointing to the left.</p>
Pole Mount (2)	Wall Mount (2)
PFA12A+PFA152-E	PFA12A
 <p>A technical line drawing showing a camera mounted on a vertical pole. The camera is connected to a circular mounting bracket that is secured to the pole with two horizontal clamps. A rectangular plate is mounted on top of the bracket. The camera is positioned horizontally, pointing to the left.</p>	 <p>A technical line drawing showing a camera mounted on a flat wall. The camera is connected to a circular mounting bracket that is secured to the wall with four screws. A rectangular plate is mounted on top of the bracket. The camera is positioned horizontally, pointing to the left.</p>