

Wire intercom

Model No. CM-800/801

COMMAX
Blooming Life, HomeNetwork



CM-800



CM-801

COMMAX Co.,Ltd.

513-11, Sangdaewon-dong, Jungwon-gu, Seongnam-si, Gyeonggi-do, Korea
Int'l Business Dept. : Tel.; +82-31-7393-540~550 Fax.; +82-31-745-2133
Web site : www.commax.com

Printed In Korea / 2008. 10

COMMAX Co.,Ltd.

- Thank you for purchasing COMMAX products.
- Please carefully read this User's Guide (in particular, precautions for safety) before using a product and follow instructions to use a product exactly.
- The company is not responsible for any safety accidents caused by abnormal operation of the product.

Contents

1. Greeting	1
2. Warnings and Caution	2
3. Part names and its descriptions	4
4. Features and Main Functions	5
5. Wiring	6
6. Specifications	7










	Instructions for users
Level-B product	The product is registered for electromagnetic compatibility for household use and can be used in all areas including residential areas.

1. Greetings

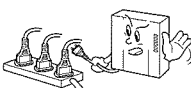
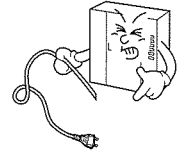
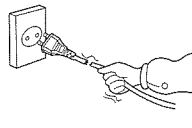



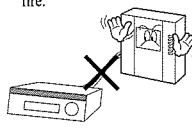
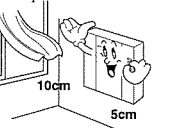
- Thank you for purchasing our Commax product.
- You should read this user's manual carefully before operating the unit.
- This common method H/A system provides residents of apartment buildings with safety and convenience based on various built-in functions that protect homes from disasters such as crimes, natural disasters, etc.

2. Warnings and caution

Please follow the things described below in order to prevent any danger or property damage.


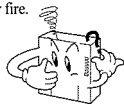


 <p>Warning</p> <p>It may cause a serious damage or injury if violated.</p>	 Prohibition.  No disassembly  No touch  Must follow strictly.  Shows plugging out the power cord without an exception  Shows the warning and caution for an electric shock.  Shows the warning and caution for a fire.
 <p>Caution</p> <p>It may cause a minor damage or injury if violated.</p>	

Warning

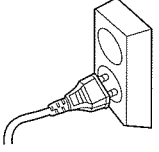
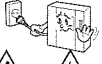
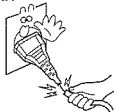

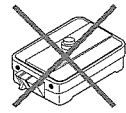




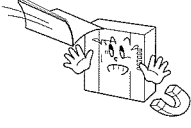
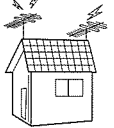
<p>Please don't use several products at the same time on one power socket.</p> <ul style="list-style-type: none"> It may cause a fire due to an abnormal overheating.  <p>Prohibition Fire</p>	<p>Please don't bend the power cable excessively or it may cause an electric shock.</p> <ul style="list-style-type: none"> fire when using a damaged power cable.  <p>Prohibition Electric shock Fire</p>	<p>Please don't handle the power cable with a wet hand.</p> <ul style="list-style-type: none"> It may cause an electric shock.  <p>Prohibition Fire</p>	<p>Please plug out the power cable from the socket when not using it for a long period of time.</p> <ul style="list-style-type: none"> It may shorten the product lifespan or cause a fire.  <p>Request Fire</p>
<p>Please don't install the product in the place where there is much oil, smoke or humidity.</p> <ul style="list-style-type: none"> It may cause an electric shock or fire.  <p>Prohibition Electric shock Fire</p>	<p>Please don't install the product with the lightning and thunder.</p> <ul style="list-style-type: none"> It may cause an electric shock or fire.  <p>Prohibition Electric shock Fire</p>	<p>Please don't use and connect this product with other products with different rated voltage</p> <ul style="list-style-type: none"> It may cause a disorder or fire.  <p>Prohibition Fire</p>	<p>When installing the product that generates heat, please install the product away from the wall (10cm) for the ventilation.</p> <ul style="list-style-type: none"> It may cause a fire due to the increased internal temperature.  <p>Prohibition Fire</p>

Warning

Cleaning & Use

<p>Please don't disassemble, repair or rebuild this product arbitrarily (please contact the service center if a repair is needed).</p> <ul style="list-style-type: none"> It may cause an electric shock or fire.  <p>No disassembly Electric shock Fire Unplug</p>	<p>If an abnormal sound, burning smell or smoke is coming out of the product, please plug out the power cable and contact a service center.</p> <ul style="list-style-type: none"> It may cause an electric shock or fire.  <p>Electric shock Fire</p>	<p>Please don't insert any metallic or burnable materials into the ventilation hole.</p> <ul style="list-style-type: none"> It may cause an electric shock or fire.  <p>Prohibition Electric shock Fire</p>	<p>Please use only the designated batteries for the products of using DC power.</p> <ul style="list-style-type: none"> It may cause an electric shock or fire.  <p>Request</p>
---------------------------------------------------------------------------------------------------------------------------------------------------------------------------------------------------------------------------------------------------------------------------------------------------------------------------------------------------------------------------	----------------------------------------------------------------------------------------------------------------------------------------------------------------------------------------------------------------------------------------------------------------------------------------------------------------------------------------------------------	---------------------------------------------------------------------------------------------------------------------------------------------------------------------------------------------------------------------------------------------------------------------------------------------------------------	----------------------------------------------------------------------------------------------------------------------------------------------------------------------------------------------------------------------------------------------------------------------------------

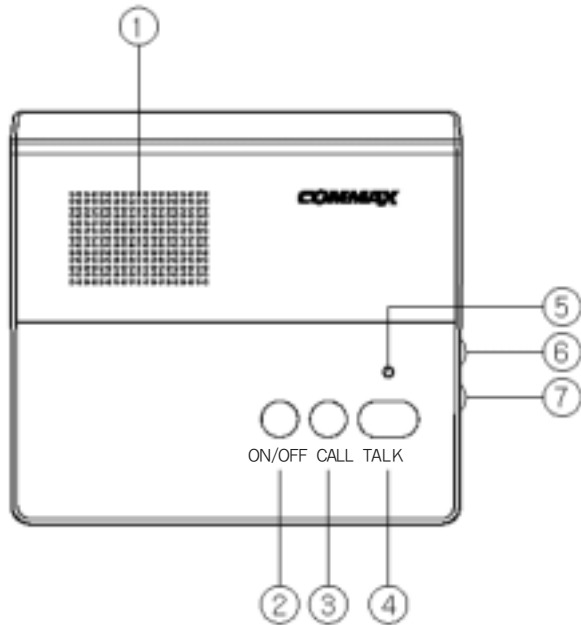
Caution

<p>Please plug the power cable firmly into the inner end</p> <ul style="list-style-type: none"> It may cause a fire.  <p>Request Fire</p>	<p>Please hold the plug tightly when unplugging the power cable (a part of the copper wire may be disconnected if the grabbing is only made on the cord when pulling out the cable).</p> <ul style="list-style-type: none"> It may cause an electric shock or fire  <p>Request Electric shock Fire</p>	<p>When connecting the power cables after cutting the cable, please install the product with power off</p> <ul style="list-style-type: none"> It may cause an electric shock or fire  <p>Request Electric shock Fire</p>	<p>When installing the product, please fix it firmly while using the wall-mounting unit and screws.</p> <ul style="list-style-type: none"> It may cause an injury from the falling object.  <p>Request</p>
<p>Please be careful when using an AC circuit breaker since there is a possibility of an electric shock.</p>  <p>Request Electric shock</p>	<p>Please check the use voltage and current for the DC-only products and use the appropriate rectifier.</p> <ul style="list-style-type: none"> It may cause a fire.  <p>Request Fire</p>	<p>Please avoid direct rays of the sun or heating devices at a time of installation.</p> <ul style="list-style-type: none"> It may cause a fire.  <p>Request Overheating Fire</p>	<p>Please don't install the product on an unstable place or small support board.</p> <ul style="list-style-type: none"> It may cause an injury if it falls down while in use.  <p>Request</p>
<p>When cleaning the product, please rub it with a soft and dry cloth after plugging out the power cable. (Please don't use any chemical products such as wax, benzene, alcohol or cleanser.)</p>  <p>Prohibition</p>	<p>Please don't drop the product on the ground and don't apply a shock.</p> <ul style="list-style-type: none"> It may cause a failure.  <p>Prohibition</p>	<p>Please use the designated connection cable within the maximum calling distance designated for the product</p> <ul style="list-style-type: none"> It may reduce the product performance.  <p>Request</p>	

Power & Installation

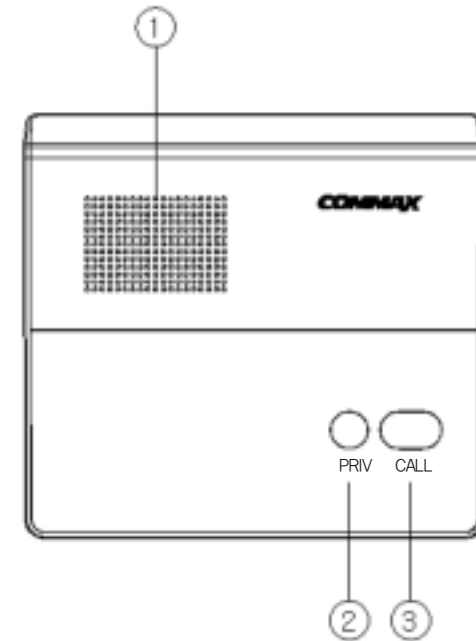
Cleaning & Use

3. Parts name and Its functions



3-1 CM-801 Parts Name

NO	Description
①	Speaker
②	ON/OFF button
③	CALL Button making a call
④	TALK button Keep pressing this button when talking
⑤	Power Indication Lamp
⑥	Volume Control Dial
⑦	Call Sound control Dial



3-2 CM-800 Part Names

NO	Description
①	Speaker
②	Privacy Button
③	CALL Button

4. FUNCTIONS AND DESCRIPTIONS.

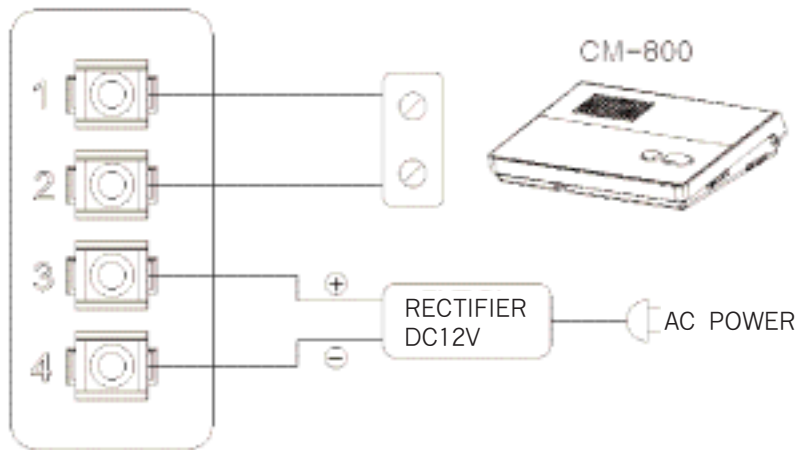
4-1 Master Station_CM- 801

- 1) After pressing on/off button of CM- 801, pushing (call)button will making a call to CM- 800.
 - 2) When receiving a call from the CM- 800, pressing "Talk" button of CM- 801 will make a conversation with CM- 800 and releasing "Talk" button will hear voice from CM- 800.
 - 3) When CM- 800 makes a call to CM- 801, you can hear call sound.
- ** When the conversation is finished, make sure of pressing "ON/OFF" button**

4- 2 SUB Station_CM- 800

- 1) Pressing "Call" button hear call sound from CM- 801
- 2) You can talk with CM- 801 without any operating.
- 3) Pressing "Privacy" button to stop delivering the voice from CM- 800 to CM- 801.

5. Wiring



CM-801 terminal of backside

**** 12Voltage/1A power supply is recommendable to use for this products**

5- 1 Wiring method

- 1) Terminal 1 : Connecting with CM- 800,Non-Polarity, Max. distance 300m
- 2) Terminal 2 : Connecting with CM- 800,Non-Polarity. Max.distance 300m
- 3) Terminal 3 : Connecting with Power supply. +
- 4) Terminal 4 : Connecting with Power supply. -

6. Specification

Item	Description
Wire	With CM-800 : 2 wires (Talk 2)
Rated Voltage	DC12V/ 200mA
Transmission way	Half-Duplex
Display	N/A
Consumption	Standby: 7mA (In the status of connecting with CM-800) Max. : 160mA (In the status of connecting with CM-800)
Distance	Between CM-801 and CM-800 Max. 300m / 0.65mm- copper wire



Memo